



# **Daisy Basics**

A Guide for Girl Scout Daisy  
Leaders

# Welcome to our Daisy Basic Guide!

Thank you for volunteering to share your skills and time with Girl Scouts! your unique talents and abilities will help girls grow through the Girl Scout Leadership Experiences. Being a part of the Girl Scout movement offers adult volunteers an opportunity to mentor girls and help them discover themselves, connect with others, and take action to make the world a better place. As a leader, you will experience personal growth and the satisfaction of being a part of the girls' development. Welcome.!

Susan Douglas  
Chief Executive Officer

## The Foundation of Girl Scouting

The Girl Scout program is fun with purpose! It is based on the Girl Scout Promise and Law that generations of girls have followed. All Girl Scout members girls and adults accept the Promise and Law upon joining.

### Girl Scout Promise

*On my honor I will try:*

To serve God and my country,  
To help people at all times,  
And to live by the Girl Scout Law.

\*Individuals are free to substitute their own wording for "God" that best reflects their spiritual beliefs.

### Girl Scout Mission

Girl Scouting builds girls of courage, confidence, and character, who make the world a better place.

### Girl Scout Law

*I will do my best to be*  
honest and fair,  
friendly and helpful,  
considerate and caring, courageous and strong, and responsible for what I say and do, *and to* respect myself and others, respect authority, use resources wisely, make the world a better place, and be a sister to every Girl Scout.

### Girl Scout Sign



## The Girl Scout **Learning Experience**

What makes Girl Scouts truly unique? Everything is designed especially for, and is tested by, girls! Our program centers around our research-backed Girl Scout Leadership Experience—that is, *what* girls do and *how* they do it. Activities are girl-led, which gives girls opportunities to explore leadership roles and “learn by doing” in a cooperative-learning environment.

### **In Girl Scouts, girls will:**

**Discover:** Every activity girls tackle in Girl Scouts helps them discover who they are, what they care about, and what their talents are.


**Connect:** Girls collaborate with and learn from other people and expand their horizons. This helps them care about and inspire others locally and globally.

**Take Action:** As girls connect with and show care for others, they become eager to take action to make the world a better place.

So what does this mean for your troop? Through Girl Scouting, your girls will develop a strong sense of self, demonstrate positive values, seek challenges, solve significant problems in her community, and establish healthy relationships. These aren’t just good qualities—they’re leadership skills that will last a lifetime!

## **What is the Girl Scout Program?**

No matter what excites your girls, they’ll find engaging and fun activities in the four areas that make up the core of the Girl Scout program:



### **STEM**

Computer science, engineering, robotics, outdoor STEM, and more



### **OUTDOORS**

Adventure and skill building, from the backyard to the backcountry, including through camping experiences for all ages



### **LIFE SKILLS**

Civic engagement, healthy living, global citizenship, communication skills—to name a few



### **ENTREPRENEURSHIP**

The Girl Scout Cookie Program—the largest girl-led entrepreneurial program in the world— teaches goal setting, decision making, money management, business ethics, and people skills

Whether they complete Girl Scout Leadership Journeys, earn badges, unleash their inner entrepreneur through the Girl Scout Cookie Program, pack for their first hike, change the world through “Take Action” projects, or any combination of these activities, at Girl Scouts, every girl has countless ways to explore our four program areas and hone the skills they’ll need to power a lifetime of success—whatever that looks like for them.

## Understanding the development of Girl Scout Daisies

Just being attentive to what girls are experiencing as they mature is a big help to girls. So, take some time to understand the likes, needs, and abilities of girls at the Girl Scout Daisy level.

As you listen and learn along with girls, you may find it useful to review the highlights of their development. What follows are the characteristics and needs of girls at the Kindergarten and 1st grade level. Emotional characteristics include needing approval and support from adults and peers, curious about people and the world around her, learning about the power of girls, and sometimes blames others for her own mistakes. Some physical characteristics include the need for help with dressing and tying shoes, still developing hand-eye coordination, is usually able to play in one place, but can be fidgety, and often cannot sit still for long periods of time. Socially, characteristics include the need for support in putting things away, interested in playing with peers, works well in small groups of two or three, can engage in group discussion, and is capable of waiting for her turn. And finally, some intellectual characteristics include knowing letters and numbers, beginning to read, enjoying a sense of competence, socially and intellectually. Can center her ideas around her perceptions of herself and her world, can't always see another viewpoint and learns by doing through play.

***Every Daisy should have the opportunity to...***

Learn the Girl Scout Way	Learn the Girl Scout Promise, Law, know the Girl Scout sign, & begin to understand the meaning of being a sister to every Girl Scout.
Explore the meaning of Citizenship	Learn about our flag, watch a flag ceremony, learn how to respect the rights of others, and participate in a small community service project.
Make her troop Girl-Led	Take part in a Daisy circle, discuss plans and activities, help make decisions, and have an active role in meetings (KAPER Chart.)
Learn & Achieve	Take short day trips to gain new experiences and receive recognition for accomplishments (Petals, Journey Awards, etc.)
Explore the Outdoors	Have an outdoor meeting, choose an Outdoor badge or Journey, take a hike or visit a park.
Express her Creativity	Make something for others, offer a song or game at each meeting, act out stories or skits.
Share in the Girl Scout Community	Connect with other Girl Scout Daisies, Learn about the Brownie program, attend Service Unit or Council sponsored events, and help plan bridging.



## Inviting and Welcoming a New Girl into Your Daisy Troop

Girl Scouts is all about making new friends and keeping the old! Here are some ways to invite a new girl into your troop.

### -Create Invites

Girls can create paper invites and pass them out at school, sports meetings, club meetings, church, or out in the community. Or, you can use social media to get the word out. Make sure girls only include their first name on the information they distribute and have all inquiries come through the troop leader.

### -Host a 'Bring a Friend' Troop Meeting

It's common that girls might want to invite friends to troop meeting to see what Girl Scouts is all about. You can create a special 'Bring a Friend' meeting for your troop, or designate certain meetings throughout your year where girls can bring friends. Be sure to consult Safety-Wise for the required girl/adult ratios for meetings.

Girls Scouts is an inclusive organization that welcomes all girls to be a part of the fun! You and your troop will want to make sure that any new troop member feels welcome and included—here are some inviting ideas:

### -Create a Welcome Letter

Have the troop write, decorate, and sign a welcome letter. They can even write personal messages for new Girl Scouts.

### -Plan an Investiture Ceremony

An investiture ceremony is a chance to welcome a new girl in the world of Girl Scouting. Work with your troop and plan an investiture (or your own ceremony) to welcome the new girl at her first meeting, and let your troop come up with the ideas of activities or songs.

An investiture ceremony might look something like this:

Start in the Friendship Circle and sing a song and recite the Girl Scout Promise together.

While in the circle, girls take turns introducing themselves and one thing that they love about Girl Scouts.

The leader pins the new girl with a World Trefoil Pin and Girl Scout Membership Pin and shakes her hand using the Girl Scout handshake, welcoming her into the world of Girl Scouts.

Close the ceremony with the Friendship Circle Squeeze.



## Parts of a Troop Meeting

Troop meetings can be broken down into 6 parts. Here are all 6 parts.

**Start Up!** Plan activities for girls as they arrive for the meeting so they have something to do until the meeting begins. It could be as simple as coloring pages. (5 minutes)


**Opening!** Each troop decides how to open their meeting- most begin with the GS Promise and Law, a simple flag ceremony, song, game, or story. (5-10 minutes)

**Business!** Collect dues and make announcements, or plan an upcoming event or trip- this gives you a chance to keep families informed.

**Activities!** Use the meeting plans on Volunteer Toolkit. Activities are already designed to fit easily into this part of your meeting as you help your troop earn badges and complete Journeys. (30-45 minutes)

**Clean Up!** Girl Scouts should always leave a place cleaner than they found it! (5 minutes)

**Closing!** Just like opening, each troop can decide how to close- with a song or game. Don't forget the friendship circle!



## Opening and Closing a Meeting or Activity

There are many kinds of ceremonies in Girl Scouting. Ceremonies reinforce values, pass on traditions, recognize accomplishments, strengthen friendships and give life to the beliefs established by the Girl Scout Promise and Law. They are a means for girls to express their feelings, friendship, patriotism and service.

Every meeting should have an official opening and closing that tells girls the meeting is about to begin or end. Meeting openers are a way to develop a sense of unity in the troop and the routine can be as unique to your troop as your girls want it to be. Often leaders or designated girls ask troop members to sit or stand in a circle or horseshoe formation. Examples of suggested opening activities are: reciting the Girl Scout Promise, a simple flag ceremony, a Girl Scout song (serious or silly!) the sharing of a favorite poem or each girl sharing something special about her day.

For closing, often girls gather in a friendship circle and sing "Taps" or "Make New Friends". Some variations include a friendship circle with the passing of a hand squeeze.

To make a friendship circle and pass a friendship squeeze, stand with the girls in a circle and cross your right arm over your left, then link hands with the Girls Scout standing beside you. To pass a friendship squeeze determine who will start the squeeze. This person should silently think a happy thought for the girl next to her and gently squeeze her hand. That girl will do the same and squeeze the next girl's hand until the squeeze has gone all the way around the circle. Once the squeeze returns to the start, the Girl Scout starting the squeeze dismisses the group.



Other closing ideas include making an archway. Girls make two lines facing each other, then reach up making arches with their arms; the pair farthest from the door goes through under the arches, then the next pair, etc. The last two go out under the arch made by the two adult leaders.



## Daisy Nametags

Copy this sheet prior to your first meeting and have girls print their name on BOTH sides of the daisy pattern. Use a hole punch to make a hole in the top. Add yarn to make a name tag necklace.

**Hint:** If you use sturdy paper such as card stock or poster board, you will be able to reuse these nametags.



## MEETING OVERVIEW

# Lupe/Honest and Fair

**Note to Volunteers:**

A few agenda activities in this meeting plan have two options--one that can be done inside and one to be done outside (*Get Girls Outside!*). Carefully read through both activity options and choose one to add to your meeting plan agenda. **Please note all PDF-printed documents list the description and materials required for both the inside and outside options--you will only need to purchase materials for one option.**

The excitement and fast pace of running troop meetings for the first time can sometimes leave us tongue-tied. For that reason, scripting is included for guiding girls through a meeting; these "lines" are under the heading "**SAY.**" However, you're the expert. If you feel you don't need the script, do what makes sense for you and your girls.

**Prepare Ahead**

- Get your badges [here](#).
- Talk to anyone helping you about what they will do at this meeting.
- Cover tables where girls will be drawing pictures with tablecloths or paper.
- **Activity 1:** Print out copies of **Lupe the Lupine**, enough for each girl.
- **Activity 3:** Make sure to have sheets of newspaper, enough for all Daisies except one.
- **Activity 3:** Have music prepared for when the Daisies play the Island Game.
- **Activity 5:** Prepare a sheet of paper or poster with the words: I will do my best to be honest and fair. Girls will sign this as their pledge at the end of the meeting.

**Get Help from Your Friends and Family Network**

Your Family and Friends Network can include:

- The Brownies' parents, aunts, uncles, older siblings, etc.
- Other volunteers who have offered to help with the meeting

Ask your network to help:

- Make snacks
- Welcome girls to the meeting
- Supply materials for the session

**Award Connection**

- In this session, girls will earn their Lupe the Lupine: Honest and Fair Petal.

**Meeting Length**

60 minutes

The times given for each activity will be different, depending on how many girls are in the troop. Plus, girls may really enjoy a particular activity and want to continue past the allotted time. As much as possible, let them! That's part of keeping Girl Scouting girl-led! And what do you do if you only have an hour for the meeting? Simply omit some of the activities.



## MEETING OVERVIEW

## Daisy Intro Meeting

This meeting will give **parents/caregivers** and **girls** an introduction to Girl Scouts.

**\*When used as part of the Petal & Leaves Year Plan this meeting also meets the requirements for girls to earn the Daisy Promise Center.**

Girls will:

- Learn the Girl Scout Promise
- Learn the Girl Scout Law
- Play games to get to know each other
- Earn the Promise Center\*

Parents will:

- Meet each other and discuss shared goals for the year
- Learn about the world of Girl Scouts and basic troop operations
- Learn the **Girl Scout Family Promise**
- Discover easy ways to help the troop be its best

Whether you're welcoming new families or seeing familiar faces, it's helpful to discuss goals, manage expectations with parents/caregivers.

All the while girls learn the Girl Scout Promise and Law and everyone gets to know each other.

Special Note: It works best and is the most fun when The Parent/Caregiver meeting and the Girl's Introduction meeting happen simultaneously, coming together for the closing and wrap activities. **(You will need a co-troop leader or an older girl scout or two to help run this meeting.)**

If available space or other circumstances make holding a combination meeting too difficult, these can be separated into two separate meetings. Do what is best for your troop! Below are agendas for both.

**Note to Volunteers:**

The excitement and fast pace of running troop meetings for the first time can sometimes leave us tongue-tied. For that reason, scripting is included for guiding girls and parents through a meeting; these "lines" are under the heading "**SAY.**" However, you're the expert. If you feel you don't need the script, do what makes sense for you and your girls/families.

**Prepare Ahead for the Parent/Caregiver portion of this Intro meeting:****TWO-THREE WEEKS PRIOR TO FIRST TROOP MEETING**

- Set a date and time (one hour to 90 minutes)--after work or on a weekend might be best--then send invites via email, text, or social media
- Try to meet in the same location you will hold Troop meetings, or somewhere familiar to everyone if possible--the local school or community center are often good bets
- Remember to include the [Girl Membership Online Registration link](#) in your communications to ensure all girls are registered online

**ONE WEEK BEFORE:**

- Make enough packets of the following printed documents for each parent or caregiver:
  - *Girl Health History forms*--[From Your Council]
  - *Emergency Medical forms*--[From Your Council]
  - *Photo Release forms*- [From Your Council]
  - [Family Tips & Volunteer Opportunities](#) [on the Resources Tab - Family Hub]
  - **Girl Scout Family Promise**
- Pick up supplies for girl activities (included in the materials list section of this VTK meeting)
- Secure a tablet or laptop you can bring to the meeting should parents need to [register their girl](#) or want to [register themselves as volunteers](#)--if you won't have Wi-Fi access, point out that the web address is on the family tip sheet.

**DAY BEFORE:**



- Create a sign-in sheet for adults to fill in their name/their girl's name and contact info
- Gather name tags and plenty of pens
- Pick up or arrange for any snacks or refreshments you wish to provide

**Tip:** This first meeting is a special introduction to Girl Scouting for both girls and their parents/caregivers. Invite your whole friends and family network so everyone can join in the fun of starting Brownies on their adventure!

Detailed agenda plans for both Parent/Caregivers and Girls are included in the *Activity Plans* and *Agenda* sections of this meeting plan, in the VTK.

#### **Prepare Ahead for the Girl portion of this Intro meeting:**

- **Activity 1:** Print the **Daisy Name Tag Template** and the **Girl Scout Promise Template** on heavy cardstock. (Make enough name tags for all girls and adults who will be at the meeting.)
- **Activity 4:** Print the **Girl Scout Daisy Flower Template** on heavy card stock (1 sheet per girl). Cut the Daisy Flowers into 12 equal squares. Put the 12 squares into a sandwich baggie for each girl.
- Optional: Make a poster with the Girl Scout Promise written out or download the **Girl Scout Promise Template** and enlarge for easy viewing.
- Talk with your Friends and Family Network about their roles for the opening gathering.

#### **Get Help from Your Friends and Family Network**

Your Friends and Family Network can include:

- The Daisies' parents, aunt, uncles, older siblings, etc.
- Older Girl Scouts who are interested in helping younger girls
- Other volunteers who have offered to help with the meeting

Ask them how they can pitch in. For example, they might want to:

- Bring snacks
- Help welcome girls to the meeting
- Gather materials for activities
- Guide girls in one of the activities
- Or just be ready to take care of small problems (spilled juice!), hand out art supplies (share the crayons, please!), or act as cheerleaders (I like how you are designing your name tag, great job!)

**Tip:** This first meeting is a special introduction to Girl Scouting! Invite your whole Network so everyone can join in the fun of starting Daisies on their Adventure!

#### **Award Connection**

[Promise Center](#). Daisies earn the Promise Center by saying the Girl Scout Promise and talking about what it means to them.

#### **Meeting Length**

60 - 90 minutes

The times given for each activity will be different, depending on how many girls are in the troop.

Feel free to substitute activities based on the dynamics and experience of girls in your troop. For example, you might have a brand-new troop with all new girls, a troop with the same girls as last year, or a troop with some girls from last year and some new girls.

If your troop already knows each other or knows the Girl Scout Promise and Law, use this opportunity to get to know each other better or to deepen the understanding of the Girl Scout Promise and Law.

Girls may really enjoy a particular activity and want to continue past the allotted time. As much as possible, let them! That's part of keeping Girl Scouting girl-led!

## Troop Management and Troop Government Options

### Troop Management

A girl and an adult are in partnership when they work together to complete a task, resolve an issue or plan an activity. As the girls grow, the amount of responsibility for these tasks, issues and activities shifts more toward the girls. Foster girl/adult planning by:

- Asking questions, rather than providing answers
- Guiding, rather than leading
- Advising, rather than judging
- Helping a girl to think through a decision, rather than deciding for her

Leadership skills are the unique thing that we offer to girls in the Girl Scout program – strive to find ways to give girls more and more responsibility as you go along. You'll be amazed at what your girls are capable of doing!

### Troop Government

The Daisy Circle is the planning portion of troop meetings, where decisions for the troop are made. In the circle, girls learn communication and decision-making skills participating in a large group discussion. The Daisy Circle can begin or end a meeting is recommended to only last 5-15 minutes.

#### Sit in a Chair

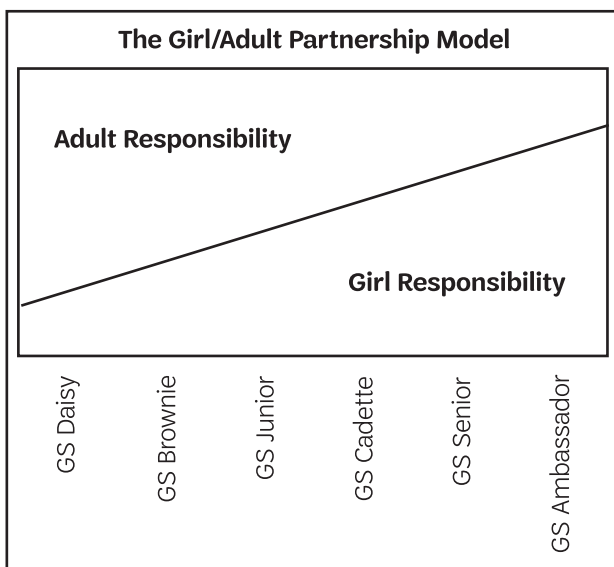
All girls sit in a circle so everyone can hear.

#### Have a Moderator

The leader, or another adult, should be a moderator for the circle by guiding girls in the discussion. This is a great opportunity to offer girls choices about activities they would like to do as a troop.

#### Daisies Need Structure

Daisies need to understand how decisions are made and will need a set of roles to follow. Establish a structure for your circle right from the beginning. If a girl wants to contribute to the conversation, let her know that she must raise her hand.



## Girl Scout Ceremonies

Girl Scouts also have ceremonies to mark special events throughout the year. Like other ceremonies, Girl Scout ceremonies can be planned on a grand scale to celebrate major transitions (such as awards, bridging, investitures, and end-of-year activities). Or they can be planned on a smaller scale to celebrate more frequent occurrences (such as the beginning or ending of a meeting, a campout, friendship, etc.).

From the very beginning, Girl Scout ceremonies have been observed to reinforce values, pass on traditions and give life to the beliefs set down in the Promise and Law by highlighting accomplishments that illustrate a Girl Scout belief. Ceremonies also reinforce the Girl Scout heritage by reminding us of the contributions made by the women who nurtured the movement in its infancy and began so many of its traditions. These special rituals form a framework for today's actions and provide inspiration for the future. You can find a sample Daisy Basket ceremony below.

## What is “bridging” and who is it for?

For girls who are already Girl Scouts, a “bridging” (or bridging ceremony) is a ceremony honoring and celebrating their graduation to the next Girl Scout level. Think Daisy to Brownie, Brownie to Junior, Junior to Cadette, Cadette to Senior, Senior to Ambassador, and even Ambassador to Adult! This progression marks important milestones in each girl's journey through Girl Scouting and should be celebrated by the troop, family, and close friends. We've included bridging information below.

## Bridge to Brownie Award



## What do Brownie Girl Scouts do?

Brownies have a lot of fun together! They can sing the Brownie Smile song, sleep in tents, go on hikes, and tell stories around the campfire under the stars. They may want to visit zoos, meet people who have interesting jobs, or exchange SWAPS (Special Whatchamacallits Affectionately Pinned Somewhere) with new friends. They can earn Journey awards and do a Take Action project.



## Sample Daisy Investiture Ceremony

*Each girl participating in the ceremony holds one or more daisy flowers that she will put in a basket or vase on the ceremonial table as she says her part.*

Leader: I am the Spirit of Girl Scouting. I come to you, Girl Scouts, to show you down  
the path of Girl Scouting. My daisies brighten the way for you – for all will  
look to you and know you by your ways.

Girl 1: I am the first part of the Promise. I give my pledge to all who are here.

All: On my honor, I will try to serve God and my country;

Girl 2: I am the second part of the Promise. I will follow the path laid out before  
me.

All: To help people at all times.

Girl 3: I am the third part of the Promise. I will follow the path laid out before me.

All: And to live by the Girl Scout Law.

Leader: I take your pledge and I will use it to help my garden blossom. Come forth.  
Tell me what it is that you do as you walk down my path.

Girl 4: I am honor, and I give my promise for all to hear.

All: I will do my best to be honest.

Girl 5: I am justice...to all those around me.

All: I will do my best to be fair.

Girl 6: I am useful...to my friends and family and to all who need my help.

All: I will do my best to be considerate and caring.

Girl 7: I am strong...in everything I do or try.

All: I will do my best to be courageous and strong.

Girl 8: I am understanding...to all I meet every day.

All: I will do my best to be responsible for what I say and do.

Girl 9: I am purity. I shine inside and out for the whole world to see.

All: I will do my best to show respect for myself and others through my words  
and actions.

Girl 10: I am respectful...to my parents, leaders, teachers and those who have  
responsibility for my care.

All: I will do my best to respect authority.

Girl 11: I am conservation-minded. I treat the resources of the earth with all the  
care I can.

All: I will do my best to use resources wisely.

Girl 12: I am protective...of the creatures and resources in my environment.

All: I will do my best to make the world a better place.

Girl 13: I am loyalty...to my sisters in Scouting.

All: I will do my best to be a sister to every Girl Scout.

Leader: Then by this creed shall you indeed all live. This oath you follow will lead you to happiness and rich and fulfilled lives as you grow older. Take your Promise and Law and make them part of your everyday lives.

All: Spirit, thank you for showing

us the way. *Sing a closing song.*



# Running a Safe Girl Scout Meeting

Listed below are the essential building blocks for running a safe Girl Scout meeting.

## Adult-to-girl ratios

Adult-to-girl ratios in Girl Scouting show the minimum number of Council-approved adults needed to supervise a specific number of girls. These supervision ratios were devised to ensure the safety and health of girls. For example, if one adult has to respond to an emergency, a second adult is always on hand for the rest of the girls. The chart below is helpful to understand the safety ratios involved for both troop meetings and outings for all Girl Scout grade levels.

	Group Meetings		Events, Travel, and Camping	
	Two unrelated volunteers (at least one of whom is female) for every:	One additional volunteer to each additional:	Two unrelated volunteers (at least one of whom is female) for this number of girls:	One additional volunteer to each additional:
<b>Girl Scout Daisies</b> (grades K-1)	12	6	6	4
<b>Girl Scout Brownies</b> (grades 2-3)	20	8	12	6
<b>Girl Scout Juniors</b> (grades 4-5)	25	10	16	8
<b>Girl Scout Cadettes</b> (grades 6-8)	25	12	20	10
<b>Girl Scout Seniors</b> (grades 9-10)	30	15	24	12
<b>Girl Scout Ambassadors</b> (grades 11-12)	30	15	24	12

## Follow the Girl Scout Safety Guidelines and Safety Activity Checkpoints

Safety instructions are detailed in the Girl Scout Safety Guidelines and the Safety Activity Checkpoints. Whether you're going swimming or hiking, or headed to a theme park, please read and follow the Safety Activity Checkpoints for your specific activity. Share them with other volunteers, parents, and girls before engaging in your activities. (From the GSKWR website, search: "safety activity checkpoints".)

**Review Volunteer Essentials:** For more details on safety issues like Internet safety, financial policies, traveling, creating safe spaces for girls, and volunteer responsibilities, reference Volunteer Essentials, found on the GSKWR website.

**First Aid:** Make sure a general first aid kit is available at your meeting place and accompanies girls on any activity (including transportation to and from the activity). Be aware that you may need to provide this kit if a fully stocked one is not available at your meeting site.

**Health history forms:** Every girl in your troop should also complete a health history form found in your Welcome guide. A medical emergency can happen at any time, so always be prepared. Take a photo of our emergency procedures card on your phone for quick access to emergency information. This card is also found in your Welcome guide.

**First Aider:** A First Aider is what Girl Scouts call an adult volunteer who has taken Girl Scout-approved first aid and CPR training which includes specific instructions for both adult and child CPR. Activities may take place in a variety of locations, which is why first-aid requirements are based on the remoteness of the activity location, as noted in the Safety Activity Checkpoints for that activity.



## Managing Troop Funds

Tips that will help you manage the troop account well. These include:

1. Reconciling the troop account to the bank statement each month.
2. Reporting to the troop regularly about the troop's financial activity and current cash balance.
3. Understanding the cookie program process.
4. Understanding money-earning project guidelines.
5. Preparing the semi-annual troop financial report and submitting it to the Service Unit Banking Specialist or membership staff.

### Money Earning Guidelines for Girls, Service Units and Adults.

Helping girls plan, budget, earn and manage money is an integral part of the Girl Scout Leadership Experience. Girls learn the important skills of goal setting, decision making, money management, people skills and business ethics through Girl Scouts' Fall Product and Cookie Programs. Additional Council-approved Troop Fundraising – through either Money Earning Activities or Adult Fundraising – provide opportunities beyond Cookie and Fall Product Program proceeds.

**Money Earning Activities** refer to activities that follow a budget and are planned and carried out by girls in partnership with adult volunteers to earn money for the troop/group. Money Earning Activities provide skill-building opportunities for girls. Girls earn funds by providing a service or product and should be learning while earning as they work together as a team to meet their goals.

**Adult Fundraising** refers to a relationship between an adult Girl Scout Volunteer and a donor - one in which the donor lends support to the troop/group in the form of money or products/services to benefit a specific, budgeted activity for the troop/group. These donors may receive a tax deduction, as allowable by law. Girls are not allowed to solicit these funds. (See Highest Awards below.)

The main difference is who will be planning and organizing the activity or event. If it is adults organizing the event or asking for funds, then it is considered Adult Fundraising. If it is the girls who are planning and organizing the activity and performing the service to earn the money, then it is considered a Money Earning Activity.

Check out our website for more information: <https://www.gskentucky.org/en/for-volunteers/Troop-Fundraising.html>





# Daisy Awards Log



Daisy Journey Summit

## Petals and Leaves

**Vi petal**  
Be a Sister to Every Girl Scout

**Lupe petal**  
Honest and Fair

**Sunny petal**  
Friendly and Helpful

**Rosie petal**  
Make the World a Better Place

**Zinni petal**  
Considerate and Caring

**Amazing Daisy**  
Promise Center

**Tula petal**  
Courageous and Strong

**Clover petal**  
Use Resources Wisely

**Mari petal**  
Responsible for What I Say and Do

**Gerri petal**  
Respect Authority

**Gloria petal**  
Respect Myself and Others

Cookie Business Leaves



Count It Up



Talk It Up

...

Financial Literacy Leaves



Money Counts



Making Choices

## Skill-Building Badges



Board Game Design Challenge



Buddy Camper



Good Neighbor



Model Car Design Challenge




Outdoor Art Maker




Roller Coaster Design Challenge

## Progressive Badges


Robotics



What Robots Do



How Robots Move



Design a Robot

## Journey Awards

**It's Your World—Change It!**  
Welcome to the Daisy Flower Garden



Bee



Watering Can




Daisy

**It's Your Planet—Love It!**  
Between Earth and Sky



Firefly



Bucket



Clover

**It's Your Story—Tell It!**  
5 Flowers, 4 Stories, 3 Cheers for Animals!



Red Robin



Bird Bath



Tula

Engineering Journey




Think Like an Engineer



Take Action

Computer Science Journey



Think Like a Programmer



Take Action

Outdoor STEM Journey



Think Like a Citizen Scientist



Take Action

Outdoor Journey



Outdoor Art Maker



Buddy Camper



Take Action

## Additional Awards



Bridge to Girl Scout Brownie



Safety



Year 1



Year 2



Global Action



World Thinking Day

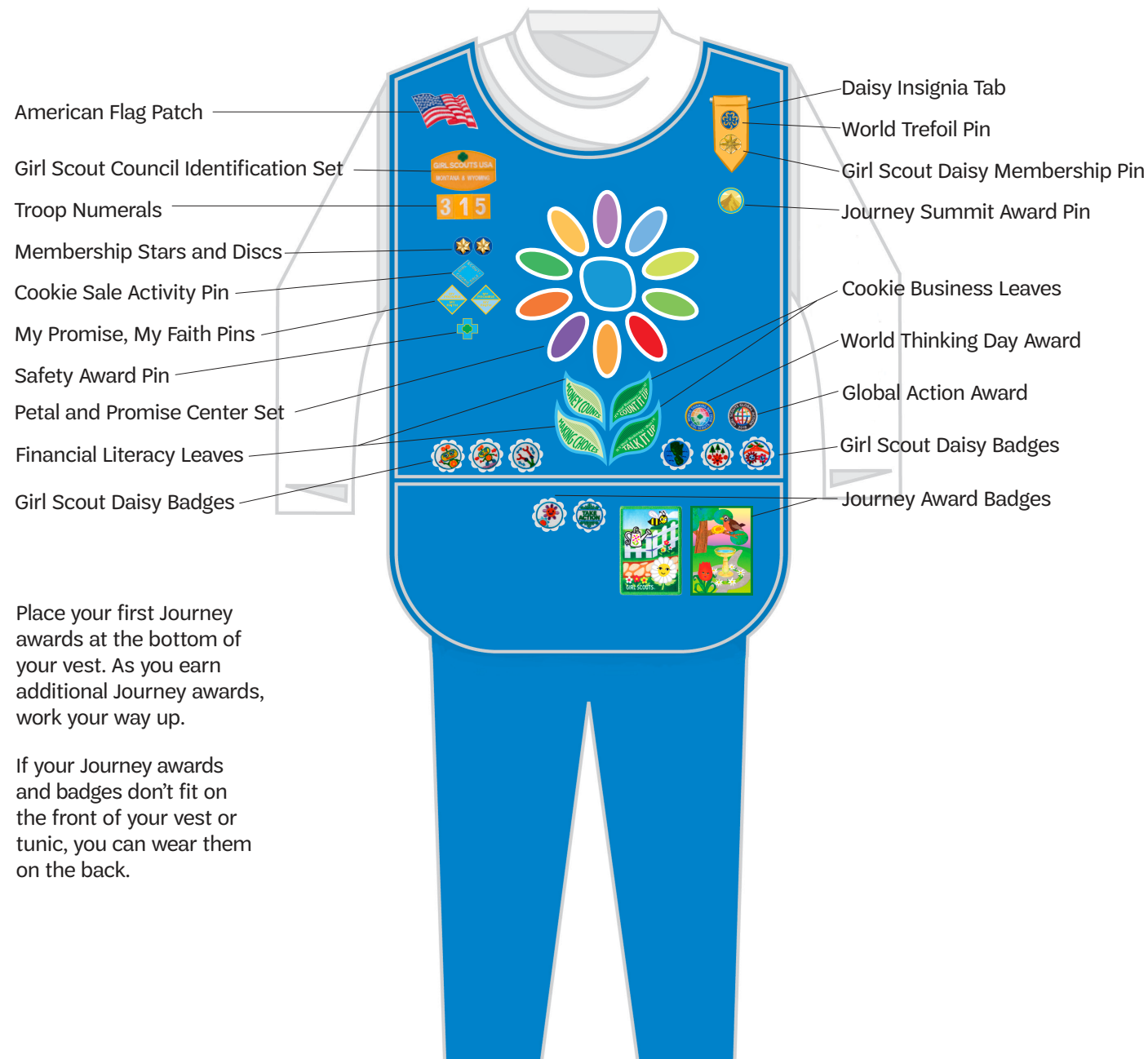


Cookie Activity Pin

# Girl Scout Daisy Tunic & Vest

Click on the name or image of insignia to find out more information and to purchase.

Visit [www.girlscoutshop.com](http://www.girlscoutshop.com) for all your Official Girl Scout merchandise needs.



Place your first Journey awards at the bottom of your vest. As you earn additional Journey awards, work your way up.

If your Journey awards and badges don't fit on the front of your vest or tunic, you can wear them on the back.



## Next Steps...

### **Partner with Girls to Plan Troop Activities**

Girl led activities are a key component of the Girl Scout Leadership experience. Involve girls in an age appropriate way in planning their Girl Scout activities.

### **Read Volunteer Essentials**

*Volunteer Essentials* is your volunteer manual – <https://www.gskentucky.org/en/for-volunteers/why-volunteer.html>

### **Connect with Other Volunteers**

You are part of a large community of Girl Scout Volunteers. Get answers to your questions and share ideas by connecting with other volunteers.

- » Attend monthly Service Unit volunteers meetings.
- » Attend Volunteer Events and Enrichments
- » Check out our Pinterest page for fun ideas! - [www.pinterest.com/kygirlscouts](http://www.pinterest.com/kygirlscouts)

### **Communicate Regularly with Parents/Guardians**

Establish a system to communicate regularly with parents/guardians. Keeping parents/guardians informed will help girls have a good experience.

### **Participate in Product Programs**

The Fall Product and Cookie Programs are opportunities for girls to learn about goal setting, budgeting, and money-earning activities.

<https://www.gskentucky.org/en/cookies/2016CookieSale.html>

<https://www.gskentucky.org/en/cookies/fall-product-program.html>



## Girl Scout Glossary

Girl Scouting has its own jargon, and there may be times you feel like someone is speaking to you in a different language!

**Annual Troop Review** is a review completed once a year by a troop leader. This is typically a wrap up of your troop's year and is completed between April and June.

**Badge:** Embroidered official recognition awards for Girl Scouts, to indicate increased knowledge and skill in a particular subject. Badges are placed on the front of the uniform.

### Ceremonies::

- **Bridging:** The move from one program level of Girl Scouting to the next (e.g. from Girl Scout Daisy to Girl Scout Brownie). Bridging requirements are found in the Girl's Guide to Girl Scouting handbook section.
- **Court of Awards:** A ceremony that can be held any time during the year at which petals, patches, pins, recognitions, and other awards are presented.
- **Girl Scouts' Own:** A quiet inspirational ceremony that has a theme and is planned by Girl Scouts and their leaders.
- **Investiture:** A special ceremony in which a new member makes her Girl Scout Promise and receives her membership pin.
- **Rededication:** A formal ceremony for girls or adults, previously invested, to renew the Girl Scout Promise (a good way to start a second year of a Girl Scout grade level).

**Cluster:** Group of service units operating in a given territory. Each cluster has its own council office. GSKWR has 5 clusters: Bluegrass, Jenny Wiley, Ken-O-Valley, Licking Valley, and Mountain Laurel.

**Fall Product Program:** A council sponsored program combining educational activities with money earning opportunity for troops/groups. It is directed towards family and friends and enables troops to earn start up money by selling magazine subscriptions, nuts and candy.

**Friendship Circle:** A symbolic gesture in which Girl Scouts form a circle by clasping hands, crossing their right arm over the left. The circle represents the unbroken chain of friendship among Girl Scouts and Girl Guides all over the world. It is often used at a closing ceremony.

**Fun patches:** Optional patches worn on the back of a uniform. These patches are for available for activities or outings (everything from a radio station visit to a pizza party) that are not part of earning an official badge award.

### Girl Scout's highest awards:

- **Girl Scout Bronze Award:** The highest award a Girl Scout Junior may earn.
- **Girl Scout Silver Award:** The highest award a Girl Scout Cadette may earn.
- **Girl Scout Gold Award:** The highest award a Girl Scout Senior or Ambassador may earn.

### Girl Scout Holidays:

- **Founder's Day:** Juliette Gordon Low's birthday, October 31.
- **Girl Scout birthday:** March 12, 1912 marks the first Girl Scout meeting in Savannah, GA.
- **Girl Scout Week:** An annual celebration during the week of March 12, the Girl Scout birthday. It begins on Girl Scout Sunday and ends on Girl Scout Sabbath.
- **Girl Scout Leader's Day:** April 22, a special day to honor Girl Scout leaders.
- **World Thinking Day:** Celebrated by Girl Guides and Girl Scouts throughout the world, February 22 is the mutual birthday of Boy Scout Founder Lord Baden-Powell and his wife Lady Olave Baden-Powell who was active in Girl Guides in England and served as World Chief Guide. This is the day for Girl Scouts and Girl Guides to think about their sisters around the world through special projects, international programs, activities, or pen pal correspondences. Girl Scouts at each level can earn an award that can be worn on the front of her uniform with their other badges and awards.



**Grade levels:** Current girl levels include: Daisies (K-1), Brownies (2), Juniors (4-5), Cadettes (6-8), Seniors (9-10), and Ambassadors (11-12). These have varied over the years and may be different from what you remember if you were a Girl Scout.

**GSKWR (Council):** Girl Scouts of Kentucky's Wilderness Road Council

**GSUSA:** Girl Scouts of the United States of America, our national organization.

**Juliette Gordon Low:** Nicknamed Daisy, Juliette was the founder of Girl Scouting in the United States who formed the first troop meeting in Savannah, Georgia on March 12, 1912. Read the full story in your Girl's Guide to Girl Scouting!

**Kaper chart:** A chart that shows the delegation of tasks and rotation of responsibility day-by-day and/or meal-by-meal.

**Membership and Program Specialist (Staff):** A GSKWR staff member who works to assist volunteers and parents/caregivers with registration and renewals, as well as help to place girls and volunteers into Troop or Service Area roles.

**My GS:** Our online troop management portal to access the Member Profile and the Volunteer Toolkit. Our registration system makes it easy to register, find a troop that is right for you, become a volunteer, create meeting plans for your troop, and much, much more! Troop Leaders and Assistant Troop Leaders can use their account to access information for both their troop and their own families, via separate tabs. Parents will be able to access their own household.

**Program Aide:** A Girl Scout Cadette, Senior, and/or Ambassador who has been trained to assist younger Girl Scout groups with songs, games, crafts, ceremonies, or outdoor activities.

**Safety Activity Checkpoints:** GSUSA's safety program standards. Find it on the Volunteer Toolkit or our website. Sit-upon: A cushion made by Girl Scouts to use when the ground is hard or damp or to keep their clothes clean. Service Unit: A geographic subdivision within a cluster.

**Service Unit Manager (SUM):** A volunteer leadership position who leads a service area in partnership with service team volunteers and the membership specialist staff member assigned to the region.

**Service Unit Treasurer (SUT):** A volunteer leadership position who is responsible for signing on troop's bank accounts, they are typically the third signer on the troop and service unit account. Monitors bank accounts and reviews monthly statements.

**Service team:** A volunteer leadership team within a service area that works in partnership with the membership engagement staff member.

**SWAPS:** Special Whatchamacallit Affectionately Pinned Somewhere, a keepsake exchanged as a way for Girl Scouts to meet each other and promote friendship.

**Tag-a-longs:** An informal name for a non-Girl Scout child attending a Girl Scout event.

**TAP:** This is our Training and Program calendar where you can find information on current and upcoming programs and training opportunity.

**Trefoil:** The international symbol of Girl Scouting; the three leaves of the trefoil represent the three parts of the Girl Scout Promise.

**Volunteer Toolkit (VTK):** The Volunteer Toolkit is a digital planning tool that gives you resources and program content to get your year started—and keep it going smoothly! Fully customizable, the toolkit is accessible by phone, tablet or desktop so you can plan and prepare practically anywhere.

**World Association of Girl Guides and Girl Scouts (WAGGGS):** An international educational association of more than ten million Girl Guides and Girl Scouts in 150 countries. Learn more at [www.WAGGGS.org](http://www.WAGGGS.org).

